



Industries Ltd.

Replacement Tarp Order Form

Customer Name: _____ **City:** _____

Address: _____ **Postal Code:** _____

Ph#: () _____ **Fax#:** () _____

1. Please circle the color of the Tarp Material.

0002-White, 8504-Grey, 8533-Charcoal, 6004-Blue, 6094-Navy Blue, 6517-Light Blue, 8001- Black, 3021- Red, 1025-Yellow, 4052-Forest Green (Dark Green), 4003-Medium Green, 4057- Lt. Green, 3519- Burgundy, 6504-Purple, 9514-Brown, 2019-Orange, 9033-Tan,

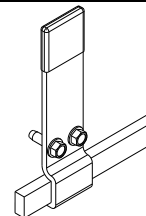
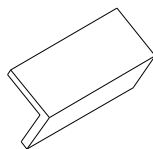
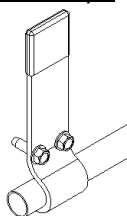
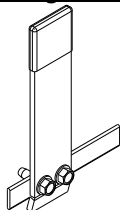
2. Please circle which of the following is inserted in the tarp material on the side fastened to your trailer/box? (The Passenger Side in most cases)

Fiberglass flat

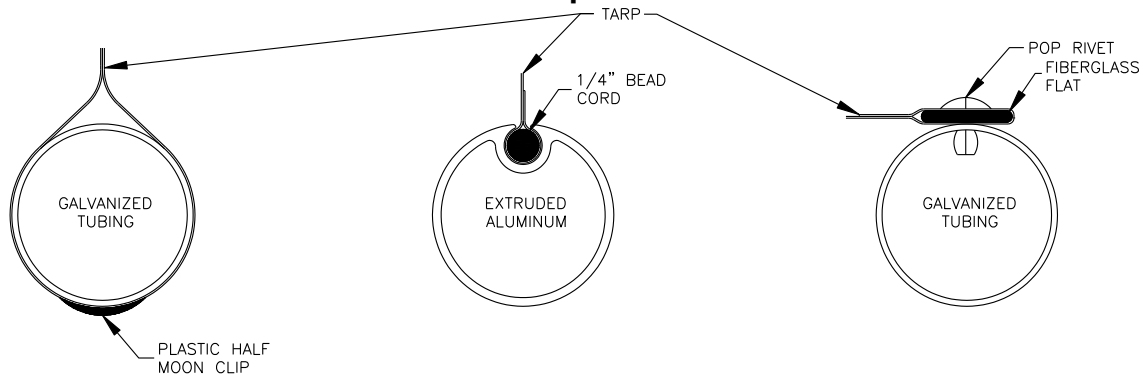
Round Pipe

Aluminum Angle

Aluminum Rect. Bar



3. Please circle the one that shows how the tarp is attached to the roll tube.



4. Please circle the style of tarp you have

SELECT MAXIMIZER LOAD-LOC SHUR-LOC OTHER _____

5. On what side does you tarp lock closed on?

- **Standard** - Locks closed (under locking flange) on driver's side.
- **Reverse** – Locks closed (under locking flange) on the passenger side.

6. Please circle which of the following is down the center of the trailer/box.

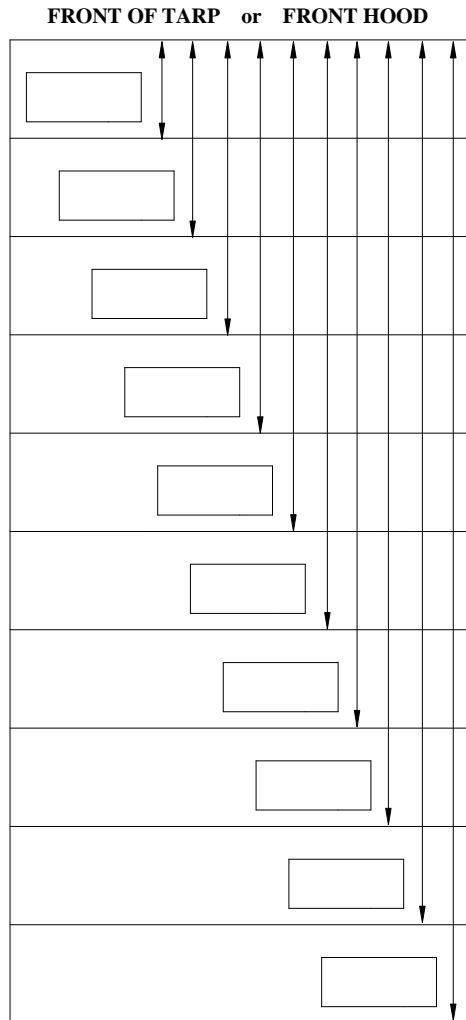
- ONE STRAP & RATCHET
- TWO STRAPS & RATCHETS
- STEEL RIDGPOLE MOUNTED IN TRAILER OR BOX
- FIBERGLASS CENTRE ROD INSERTED INTO TARP MATERIAL
- STEEL CENTER ROD INSERTED INTO TARP MATERIAL

7. Please indicate the make of the trailer/box and provide Serial # if possible

8. If your tarp is reinforced over the cross members, please measure from the front of the tarp fabric or Front of Front Hood, to the center of each cross member. Please circle below where measured from. Ex: 4'2", 8'4" 12'6" etc.

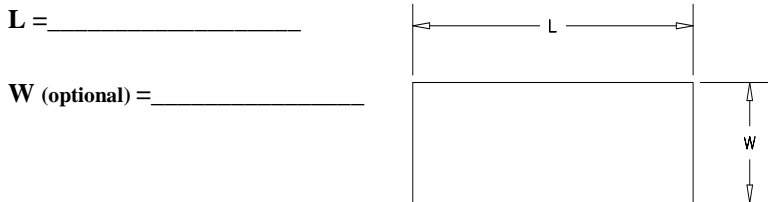
PLEASE CIRCLE

*Measured from FRONT OF TARP MATERIAL
or
Measured from FRONT OF FRONT HOOD*



NOTE: Wrong Measurement given to us by customer will result in an additional charge on invoice due to the adjustments which have to be made on tarp material. So please measure carefully.

9. What are the finished measurements of your Existing fabric as if laid flat on the ground?



10 What is the TOP outside WIDTH of the trailer/box
NOTE: Ensure Front and Rear measurements are the same. If box is tapered both the front and rear measurements must be supplied.

11 What is the TOP outside LENGTH?
 (Front Face of Front Hood to the Rear Face of the Rear hood) (Should be 3" to 5" more than tarp length)

13 Are your Hoods/end caps a special rise
 Ex. 12" Rise

YES they are _____ High

or

NO they are factory recommended

14 Measure from the center of the weld on the spline to the tarp material (See Below "A")



15 NOTE: Locking flange and tarp stops should be mounted 1/4" below the top rail of the trailer. Some trailers (lots of Timpte) the locking flange or tarp stops can not be mounted this high and a different tarp width is needed. Is your Locking flange and Tarp stops mounted 1/4" below the top rail? (Please Circle)

YES

NO

(If "NO", pictures and measurements may be required)